

iwata

www.colentco.com

Powerful Electric Fan Instruction

PURPOSE AND CHARACTERISTICS:

Airmax series electric fan have characteristics of large air flux, low noise ,high efficiency. There is a set inside for protecting motor when the fan swing is blocked. It is a functional product for cooling. It is a firm, safe and reliable product.

ENVIRONMENT

Suitable environment of use :

- 1、 The max relative humidity of 90%(when in 25°C);
- 2、 Below 1000 meters altitude.

INTRODUCTION

1、 Use power

- (1) Please check the local voltage whether suitable for the fan's retted voltage, don't use if they are different.
- (2) The fan must be earthed to the socket.

2、 Speed control

If the fan has a speed control, "0" is off, "3" is the fastest, "1" is the lowest.

3、 Packing

For the convenience, the product is packed individually. Please see the picture one and picture two for the installation.

4、 Installation of the wall fan

Install the shelf on the wall through the two 14mm hole with two M12 screws in the packing .And then put the wall fan pipe through the two "u" shape and looked it with two screws .the long screw has to through the hole which on the wall fan pipe, that can be sure the fan will not fall down.

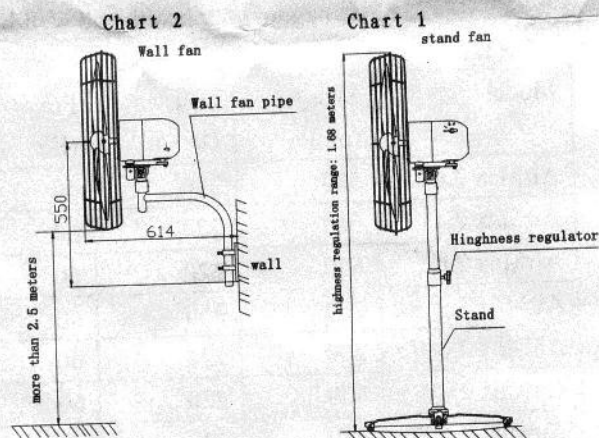
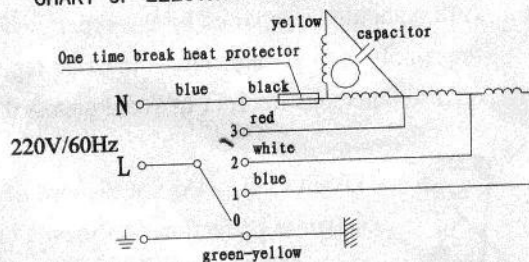
5、 Notice

- 1、 Don't move and regulate when the fan working!
- 2、 Don't block the fan when it swing!

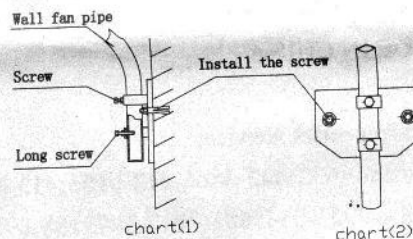
Caution

- 1、 This product is only used indoor.
- 2、 DO NOT let children or infirm person use the appliance without supervision.
- 3、 Ensure that the fan is switched from the supply mains before any cleaning.

CHART OF ELECTRIC PRINCIPLE:



INSTALL



- 4、 The installation highness of Airmax(W) series fan must be more than 2.5 meters from the earth..
The non-dense net only suit for the wall fan.
- 5、 Stand fan must be set a dense guard for safety.
- 6、 This appliance is not intended for use by persons (including children) with reduced physical, sensory or mental capabilities, or lack of experience and knowledge, unless they have been given supervision or instruction concerning use of the appliance by a person responsible for their safety.
- 7、 Children should be supervised to ensure that they do not play with the appliance.
- 8、 If the supply cord is damaged, it must be replaced by the manufacturer, its service agent or similarly qualified persons in order to avoid a hazard.
- 9、 Ensure that the fan is switched off from the supply mains before removing the guard.

Maintaining

- 1、 Keeping: Please clean the smear and keep it in the dry place if you don't use the fan.
- 2、 Guarantee: In the suitable working environments, our company with responsibility for free repairing or replacing for the quality reasons in one year from the date of purchase.
- 3、 Maintaining: It must be used the professional tools for disassembly when the fan needs repaired. And it should be repaired by the expert and changed in the appointed places by the manufactory. If the supply cord is damaged, it must be replaced by the manufacturer, its service agent or similarly qualified persons in order to avoid a hazard.



DISPOSAL: Do not dispose of electrical appliances as unsorted municipal waste, use separate collection facilities, Contact you local government for information regarding the collection systems available. If electrical appliances are disposed of in landfills or dumps, hazardous substances can leak into the groundwater and get into the food chain, damaging your health and well-being.

DATASHEET

| Model | Size (mm) | Volt (V~) | Fre (Hz) | Watts (W) | Air Flow (m ³ /min) | Phase | Speed (r/min) |
|-------------|-----------|-----------|----------|-----------|--------------------------------|-------|---------------|
| AirMax 2.0 | 500 | 220 | 60 | 130 | 170 | 1 | 1600 |
| AirMax 2.4 | 600 | 220 | 60 | 200 | 185 | 1 | 1600 |
| AirMax 2.6 | 650 | 220 | 60 | 230 | 205 | 1 | 1600 |
| AirMax 3.0 | 750 | 220 | 60 | 300 | 290 | 1 | 1600 |
| AirMax 2.0W | 500 | 220 | 60 | 130 | 170 | 1 | 1600 |
| AirMax 2.4W | 600 | 220 | 60 | 200 | 185 | 1 | 1600 |
| AirMax 2.6W | 650 | 220 | 60 | 230 | 205 | 1 | 1600 |
| AirMax 3.0W | 750 | 220 | 60 | 300 | 290 | 1 | 1600 |

Introduction: Airmax X.X for stand fan, Airmax X.XW for wall fan. The data above just only for the reference. Our company will not inform customer solely if they have been changed.

MADE IN CHINA

For after-sales service:

Landline-(632)442-3866;412-6155;413-8819;442-3856;448-7674

Mobile-0923-5345681;0917-3079188;0920-9746874

Email at

sales_mktg@colentco.com

or iwata@colentco.com or iwata2@colentco.com or iwata3@colentco.com

Web- www.colentco.com