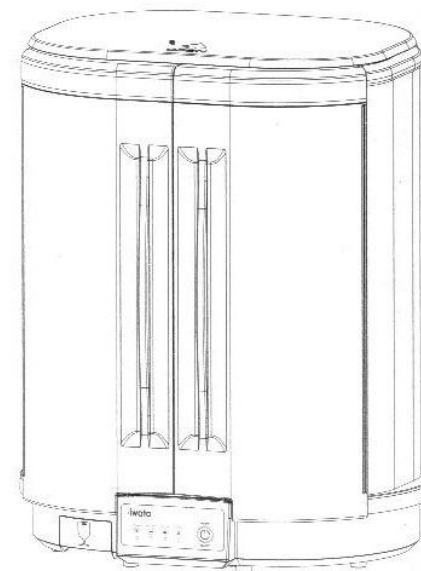




Electronic Dish Dryer Instruction Manual

(Please read this manual carefully prior to initial use and retain it for future reference.)



COLENT MARKETING PHILIPPINES INC.
www.colentco.com

Berton's Place # 46 Sta. Rosa Street Barangay Manresa Quezon City

Tel Nos. (632)442-3856;442-3866;448-7674;412-6155;413-9503

Email: sales_mktg@colentco.com/iwata@colentco.com

CAUTION

1. Keep dish dryer out of reach of children.
2. Keep power cord away from liquids.
3. Discontinue using when error occurs.
4. Do not use solvents on the unit.
5. Do not use accessories unless they are provided by IWATA.
6. Do not use tablewares on the unit with melting point below 90°C.

NOTICE

1. Ensure that power supply is 220V~/60Hz.
2. Do not open the cover when the unit is operational to avoid burning your hands.


FUNCTIONALITY

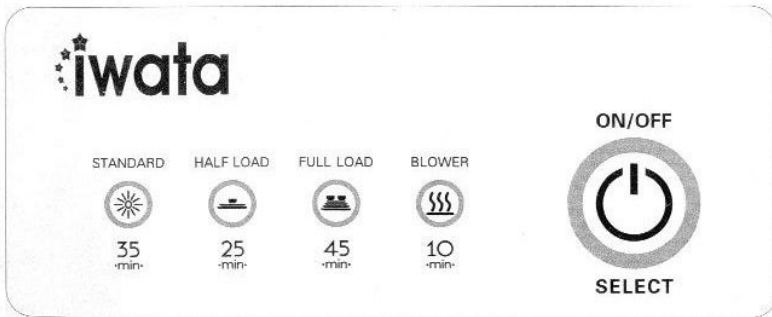
1. Health : Sealed storage unit with anti-bacterial heating feature.
2. Convenience : Tablewares can be directly stored without wiping them dry.
3. Energy saving : Precise control with advanced microcomputer and low power of 0.25KWH possible for running a 280W ultra alternating thermal system.


SPECIFICATION

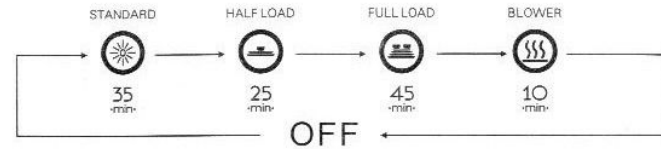
Product Model:	CM17DD-3
Product Name:	Electronic Dish Dryer
Rated Voltage/Power:	220V-280W
Unit Dimension (L*W*H):	420*306*530mm
Net Weight/Gross Weight:	6.2kg/8.1kg
Time Setting:	25-45mins

OPERATION

1. Close the cover after tablewares are put in place.
2. Press  button, indicator  will light up and flash. It will run in standard mode.



3. Press  button again, it will run in next mode as following:



Mode	Setting Time	Reference
STANDARD	35 mins	Normal 50% load
HALF LOAD	25 mins	In small quantity 11% - 49% load
FULL LOAD	45 mins	50% - 100% load
BLOWER	10 mins	Room temperature without heater drying

COMPONENTS

Photos are for reference only. This product does not include utensils.

