

**Cool & Comfortable
Energy Saving & Environment Friendly**

If any other malfunction occurs call the service center below for assistance

CMPI

448 -7674 / 0923-5345681 / 0917-3079188

www.colentco.com

**iwata**

Evaporative Air Cooler



JET-600M

CATALOGUE

PREFACE.....	01
PACKAGE.....	01
BASIC PRINCIPLE.....	02
APPLICATION.....	02
TECHNICAL PARAMETER.....	03
PRODUCT FUNCTION.....	03
ADDED FEATURES.....	04
IMPORTANT REMINDER.....	04
MANUAL PANEL.....	05
SWITCH DECLARATION.....	05
OPERATION INSTRUCTION.....	06
INSTALLATION.....	06
PRODUCT STRUCTURE DIAGRAM.....	07
CLEANING TIPS.....	08
WARNING.....	08
CIRCUIT DIAGRAM.....	09

JET-600M PREFACE

We sincerely thank you for your trust and support and in purchasing our evaporative air cooler series.

Please take note that although actual product may slightly vary from the images shown in this manual due to continuous product updates, its performance or any application of it should be the same.

Please thoroughly read this operating manual prior to plugging the unit

Package :

Evaporative air cooler

1Unit

Operating manual

1Piece

JET-600M PRINCIPLE

Evaporative air cooler is a high-tech product, originally from Europe. Its basic principle is as follow:

1. Water pump transport the water from water tank to the water distribution and cooling pad at the same time.

2. Air goes through the cooling pad, water evaporation drives away the surrounding heat and causes the temperature to cool down.

The water continuously flows down the cooling pad surface, the air flows through the cooling pad, absorbing heat from the air, transforming into cool wind, cooling down the environment temperature.

The cooling pad can make the wind cool and fresh.

Water continuously flows through the water tank in a cycle. There is a water level indicator at the panel. So when the water level indicator reaches the low water level, Please add water.

JET-600M APPLICATION

MANUFACTURING:

Mechanical manufacture, Ceramic, Metal, Textile industry, Foundry industry, Injection molding industry, etc.

PROCESSING:

Mechanical processing, Electronic processing, Printing processing, Rubber, Food processing, Tobacco processing, flowers and so on.

OTHERS:

Staff Dormitory, Office, Schools, Hospital, Waiting Room, Entertainment, Supermarket, Restaurant, Bakery, Kitchen, Golf Course, Living Room, Housekeeping Department, Laboratory, Guesthouses, etc.

JET-600M TECHNICAL PARAMETER

MODEL	JET-600M
Max Airflow	5200m ³ /h
Voltage/ Frequency	220V/60HZ
Power	150W
Blower Type	Axial-flow type
Water Consumption	4-6L/h
Water Tank Capacity	40L
Overall Size	450X720X1050MM
Weight	20KG
Application Area	20-25

JET-600M PRODUCT FUNCTION

New evaporative cooling pad, energy saving and environmental

Three sides of ventilation design.

Through the cool wind to improve the air quality.

Large capacity water tank, for longer operating hours.

Multi-angle circle wind, fresh and comfortable.

Have obvious cooling effect.

Manual control, easy to operate.

JET-600M ADDED FEATURES

Mobile JET-600M has these added advantages and other special features:

1. Specially designed durable blade and water-proof fan motor.
2. Multi-layered honeycomb fiber cooling pad for better water absorption.
3. The cooling pad has a larger and thicker specification than normal which provides cooler wind outflow.
4. The control panel is more convenient to use.

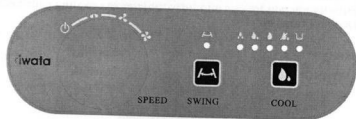
JET-600M IMPORTANT REMINDERS

Before using the machine, please read the guide book carefully and operate according to this instructions:

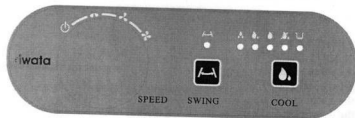
1. Use the machine in the following condition:

- ① Temperature: 0°C-45°C
 - ② Water Temperature: <45°C
 - ③ Electric voltage must not exceed the required volt (+/-) 5%
 - ④ No pollution of surrounding
2. Please ensure that the wires and circuit of the machine is properly connected and protected from pests and may not be overstretched, scraped or damaged in any way which can result to a short circuit or electrical shock.
3. Do not use incompatible wires or accessories on the unit to avoid malfunction or explosion of the unit.
4. Do not run the water pump dry as it will damage it.
5. No lubrication of the motor is needed.

JET-600M CONTROL PANEL



JET-600M CONTROLLER





JET-600M OPERATION INSTRUCTION

1. Turn ON/OFF knob
2. Press "COOL" button to activate cooling function. The water pump will initially operate for one minute to moisten the cooling pads before the fan motor turns on.
3. Turn "SPEED" knob to desired setting (Low, Medium or High)
4. Press "SWING" button to activate swinging airflow function

JET-600M INSTALLATION

1. Install the pump on the water tank and connect it to the water distributor using the supplied hose.
2. Install the motor on the air outlet motor bracket using the screws.
3. Install the water tank and its casing to the air cooler body.
4. Install the wire and plug on the unit
5. Install the evaporative cooling pad and filter mesh

JET-600M PRODUCT STRUCTURE DIAGRAM



JET-600M CLEANING TIPS

TO ENSURE THE KDT-05B RELEASES FRESH AND CLEAN AIR, ALWAYS CHANGE THE WATER WHEN DIRTY AND REGULARLY CLEAN THE FILTER AND THE DUSTPROOF NET.

1. Pull-out Coling Pad, Wash the cooling pad under running water but never use high pressurized water as it may damage the pad. Wash from the inner-side to the outside of pad never use any cleaner detergent as it may damage the pad.
2. Open the drainage valve to remove remaining water then clean the water tank thoroughly with soft cloth to remove dirt. Also, wash off dirt on the water pump and the drainage valve.
3. Use mild soap and soft clean cloth in cleaning the outer body. **use of strong chemicals that may cause damage to the body is not advisable.**

WARNING

1. Keep away from fire during transportation installation and operation.
2. If abnormality occurred during operation. Contact us or agent.
3. Please use the machine in accordance to the instruction of the guide book. Any incorrect use causing the unit to malfunction, the supplier will not be held responsible.

JET-600M CIRCUIT DIAGRAM

